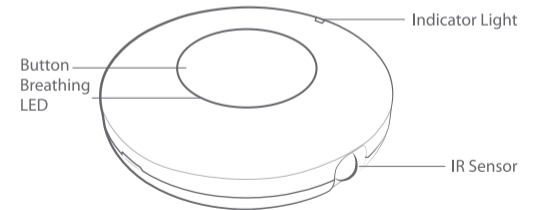


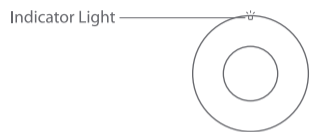
Awareness Switch Introduction

Terncy Awareness Switch is a ZigBee endpoint accessory, that connects to Terncy Home Center ZigBee hub. It's a wireless battery-powered button for control of multiple home appliances, with temperature and illumination measurement features. Two infrared (IR) sensors – one on each side - can be used for automation and intrusion detection purposes.



1

Indicator Light State



State	Indicator Light State	Meaning
	Green LED fast flashing (10 flashes per second)	Connecting to Home Center nearby
	Green LED slow flashing (1 flash every 2 seconds)	Successfully connected to Home Center
	Yellow LED medium flashing (4 flashes per second)	Failed to connect to Home Center

2

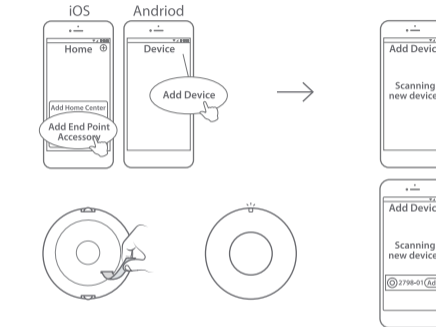
Download and Install App

Download Terncy app from application markets or scan the QR code below. Follow the direction in the app to connect your accessory to Home Center.



3

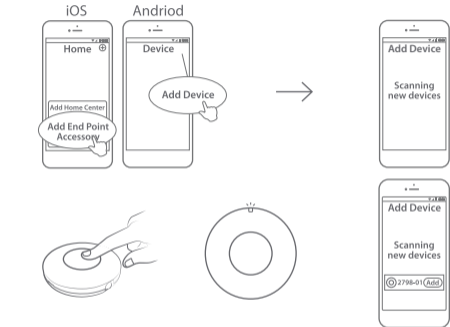
Setup Accessory for The First Time



1. Navigate to "Add Device" page in the app.
2. Remove the insulating strip. The LED will start flashing green.
3. The app will automatically detect the accessory, typically within 5 seconds.

4

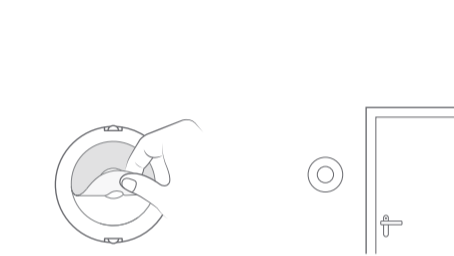
Setup Accessory Again



1. Navigate to "Add Device" page in the app.
2. Press and hold the button for 6 seconds. The LED will start flashing green.
3. The app will automatically detect the accessory, typically within 5 seconds.

5

Physical Installation



1. Peel off the protective layer from the adhesive tape.
2. Place the Awareness Switch in desired location.

6



WeChat official account

Contact Us

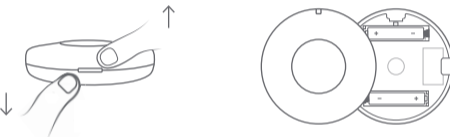
Online Support: <http://www.xiaoyan.io/service>

E-mail: support@xiaoyan.io

Manufacturer: Shanghai Xiaoyan Technology Co., Ltd.

Address: Room 503, Building B, NO.2305, Zuchongzhi Road, Shanghai, China

Battery Replacement



1. Remove the cover by applying pressure to groove in side of accessory.
2. Replace the AAA batteries with a new pair.

7

Automation

(This function works properly with HomeKit only when meeting the requirements in Notes 2 of the latter part.)

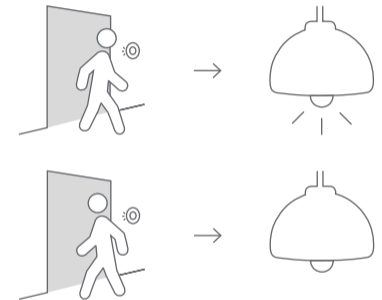


A warning will be triggered when an intrusion is detected.

8

Automation

(This function works properly with HomeKit only when meeting the requirements in Notes 2 of the latter part.)



Turns on lights automatically when someone passes by. And turns off the lights automatically on the way back.

9

Automation

(This function works properly with HomeKit only when meeting the requirements in Notes 2 of the latter part.)



Light will be lit up automatically when ambient lights are low.

10

Automation

(This function works properly with HomeKit only when meeting the requirements in Notes 2 of the latter part.)



One click launches synchronized actions of several devices.

11

Notes 1

1. Do not soak or wash your devices.
2. Keep products away from fire, high temperature or any other extreme environment.

Notes 2

Home Center is required to enable Awareness Switch to work with HomeKit technology. Visit <http://www.xiaoyan.io> for more details.

12



Manual of
Terncy Awareness Switch

Warranty Card

Xiaoyan's after-sales service includes:

Xiaoyan Tech shall remove any physical defects inherent in the device which are listed on the warranty card, free of charge, by replacing (at the sole discretion of Xiaoyan Tech) the defective device within the period of 15 days from the date of reception by the consumer, and by repairing the defective components of the device within the period of 12 months from the date of reception by the consumer.

*** The warranties may be varied in different countries and regions.**

The Warranty Applies to:

1. surface damages resulting from mishandling during transport or defects inherent in material or structure of the products;
2. failure of the buttons or indicator lights;
3. failure of wireless communication.

The Warranty Does Not Apply:

1. when the warranty period expired;
2. to damages resulting from repairing and introducing alterations by unauthorized persons;
3. to damages caused by using accessories not recommended by the manufacturer;
4. to damages resulting from other irresistible causes.